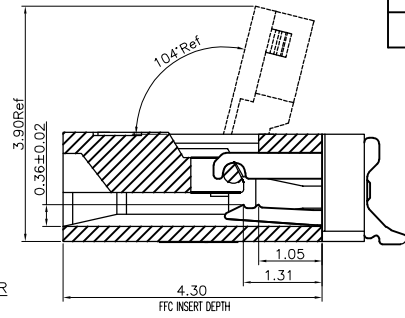
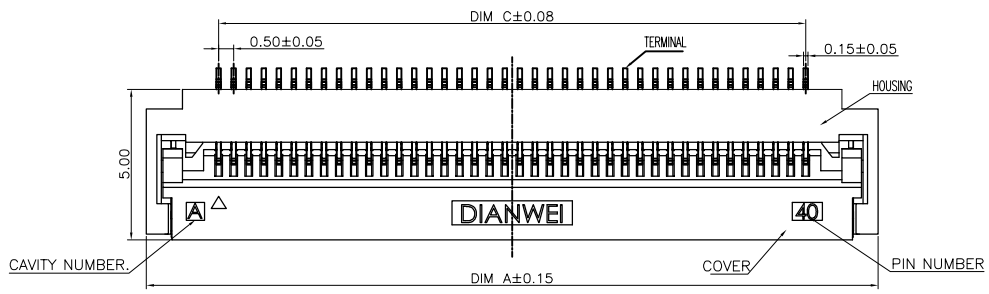
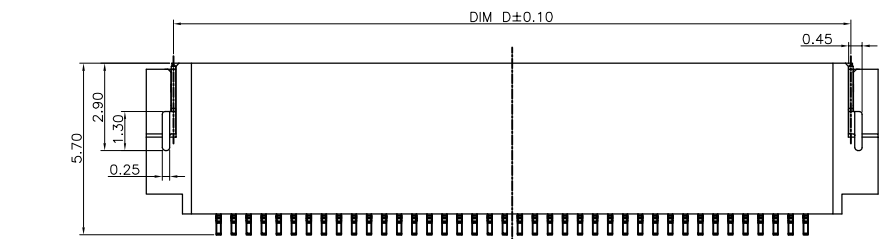
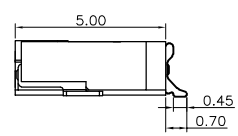
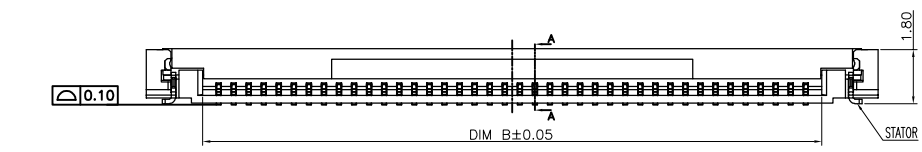


DRAWING TYPE CUSTOMER DRAWING

MARK	DATE	DESCRIPTION	DESIGN
A	2017.06.12	PROPOSAL	CHEN
B	2020.05.11	UPDATE DRAWING	CHEN
C	2021.09.10	UPDATE DRAWING	CHEN

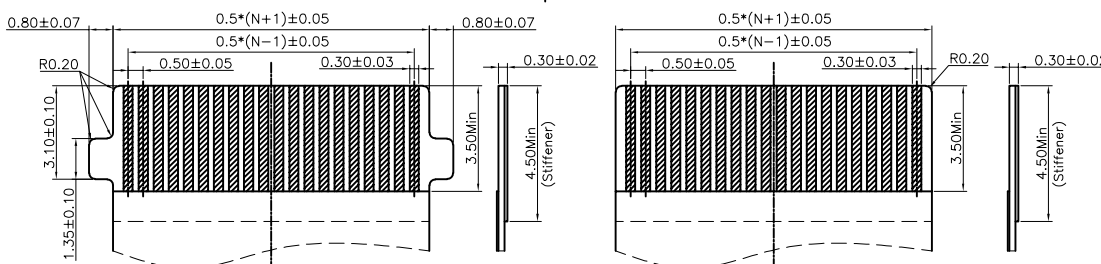


SECTION: A-A
SCALE: 2:1



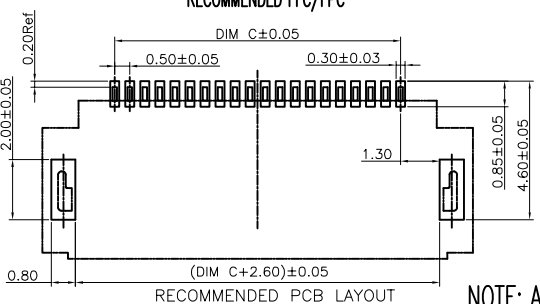
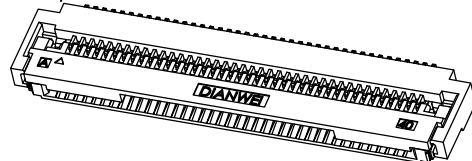
1. PART NO. LEGEND:
8.05A0 . *** 2 0 0
① ② ③ ④ ⑤
- SERIES NAME: 8.05A0=0.5MM FFC/FPC SWING COVER CONNECTOR (H=1.8mm)
 - CONTACT PIN NUMBER: ***=CONTACT PIN NUMBER
 - CONTACT AREA PLATING SPEC: GOLD PLATING: 2=1~3u"; 3=5u"; 4=10u"; 5=15u"
SOLDER AREA PLATING SPEC: GOLD PLATING: 2=1~3u"; 3=5u"; 4=10u"; 5=15u"
 - UNSPECIFIED: 0=NONSENSE
 - UNSPECIFIED: 0=NONSENSE
2. PERFORMANCE:
2.1: CURRENT RATING: 0.5A/PIN.
2.2: VOLTAGE RATING: 50V (AC/DC).
2.3: CONTACT RESISTANCE: INITIAL VALUE 30mOHM Max,
2.4: INSULATION RESISTANCE: 500MOHM Min.
2.5: DIELECTRIC WITHSTANDING VOLTAGE: 250V AC FOR 1MINUTE;
2.6: DURABILITY: 20 TIMES Min.
2.7: OPERATING TEMPERATURE: -40°C~+85°C
OPERATING HUMIDITY RANGE: 20% TO 85%

Pin No.	P/N	DIM A	DIM B	DIM C	DIM D
4	8.05A0.004200	6.30	2.56	1.50	4.50
6	8.05A0.006200	7.30	3.56	2.50	5.50
8	8.05A0.008200	8.30	4.56	3.50	6.50
10	8.05A0.010200	9.30	5.56	4.50	7.50
12	8.05A0.012200	10.30	6.56	5.50	8.50
20	8.05A0.020200	14.30	10.56	9.50	12.50
24	8.05A0.024200	16.30	12.56	11.50	14.50
30	8.05A0.030200	19.30	15.56	14.50	17.50
34	_____	21.30	17.56	16.50	19.50
40	8.05A0.040200	24.30	20.56	19.50	22.50
41	_____	24.80	21.06	20.00	23.00
42	8.05A0.042200	25.30	21.56	20.50	23.50
45	8.05A0.045200	26.80	23.06	22.00	25.00
50	8.05A0.050200	29.30	25.56	24.50	27.50
51	_____	29.80	26.06	25.00	28.00
54	8.05A0.054200	31.30	27.56	26.50	29.50
55	8.05A0.055200	31.80	28.06	27.00	30.00
56	8.05A0.056200	32.30	28.56	27.50	30.50
60	8.05A0.060200	34.30	30.56	29.50	32.50
61	_____	34.80	31.06	30.00	33.00
64	8.05A0.064200	36.30	32.56	31.50	34.50
65	_____	36.80	33.06	32.00	35.00
68	8.05A0.068200	38.30	34.56	33.50	36.50
70	_____	39.30	35.56	34.50	37.50
71	_____	39.80	36.06	35.00	38.00
75	_____	41.80	38.06	37.00	40.00
80	8.05A0.080200	44.30	40.56	39.50	42.50
81	_____	44.80	41.06	40.00	43.00
85	_____	46.80	43.06	42.00	45.00
90	_____	49.30	45.56	44.50	47.50
95	_____	51.80	48.06	47.00	50.00
96	8.05A0.096200	52.30	48.56	47.50	50.50
100	8.05A0.100200	54.30	50.56	49.50	52.50
128	_____	68.30	64.56	63.50	66.50



RECOMMENDED FFC/FPC

RECOMMENDED FFC/FPC



RECOMMENDED PCB LAYOUT

NOTE: ALL RIGHTS RESERVED, BANNED COPY!

UNLESS OTHERWISE SPECIFIED TOLERANCE			
ANG	TOL	DIM	TOL
.X	±3.0°	.X	±0.20
.XX	±2.0°	.XX	±0.10
.XXX	±1.0°	.XXX	±0.05

DIANWEI

东莞市钿威电子科技有限公司

DONGGUAN DIANWEI ELECTRONIC TECHNOLOGY CO., LTD
Tel: +86-769-8788 8322 Fax: +86-769-8788 8321 E-mail: sales@ dianwei.cn Http://www.dianwei.cn

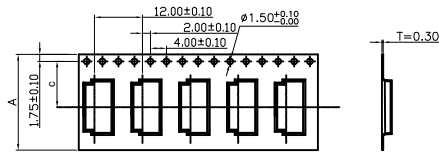
DRAWING NO		PART NAME:	
8.05A0-C		0.5MM FFC/FPC SWING COVER CONNECTOR(H=1.8mm)	
PART NO.		PART NO.	
		8.05A0.***200	
DATE		UNITS	SCALE
2021.09.10		mm	1:1
DESIGN		PAGE	REV
CHEN		1/1	C

DRAWING TYPE

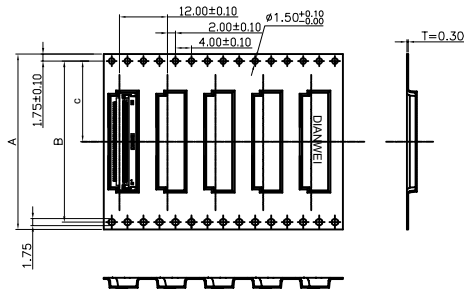
PACKAGE DRAWING

MARK	DATE	DESCRIPTION	DESIGN
A	2017.06.12	PROPOSAL	CHEN
B	2020.05.11	Update the drawing	CHEN
C	2022.01.20	24P载带宽由24mm改为32mm	CHEN

PULL OUT DIRECTION



4~23PIN REEL



24~128PIN REEL

NOTES:

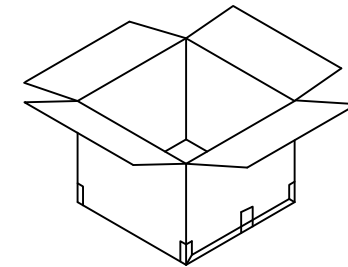
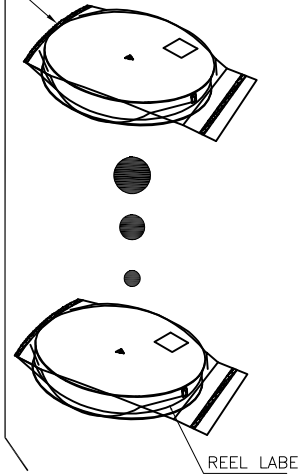
- MATERIAL:
 - CARRY TAPE:HIPS,T=0.30±0.05mm,CLEAR
 - REEL:HIPS,
 - SHIM:PE,CLEAR.
- PRIMARY PACKING:2000PCS/REEL.
- SECONDARY PACKING:SEE PACKING LIST
- PEELING RESISTANCE: 0.2~1.5N(20~150gf); PEELING ANGLE: 165°~180°; PEELING SPEED: 300mm/minutes.

5. QTY. LIST:

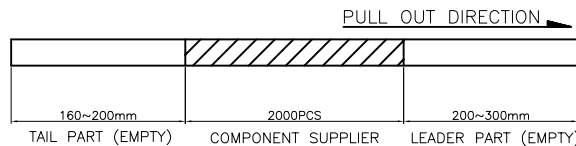
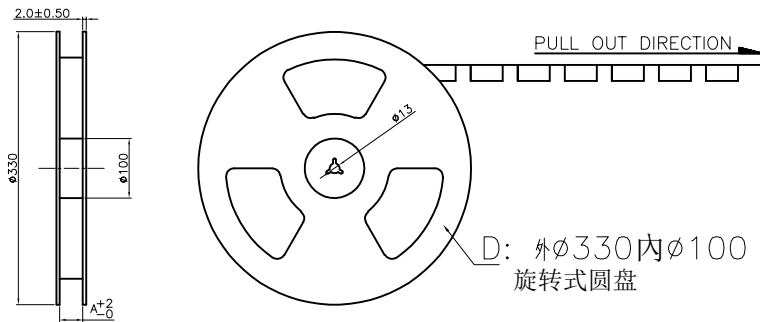
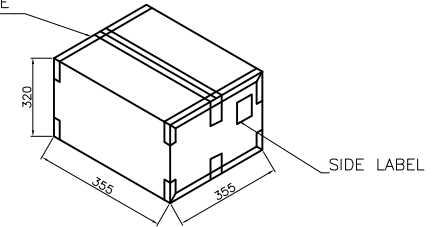
NO. OF POS.	A	B	C	PCS/REEL
4~ 8 PIN	16.0	/	7.5	2000
10~23 PIN	24.0	/	11.5	2000
24~34 PIN	32.0	28.4	14.2	2000
35~54 PIN	44.0	40.4	20.2	2000
55~76 PIN	56.0	52.4	26.2	2000
77~104 PIN	72.0	68.4	34.2	2000
105~128 PIN	88.0	84.4	42.2	2000

每盘使用PE带真空包装

TOTAL N LAYERS



TRANSPARENT GULE TAPE



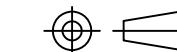
NOTE: ALL RIGHTS RESERVED,BANNED COPY!

DIANWEI

东莞市钿威电子科技有限公司
DONGGUAN DIANWEI ELECTRONIC TECHNOLOGY CO., LTD

Tel: +86-769-8788 8322 Fax: +86-769-8788 8321 E-mail: sales@dianwei.cn Http://www.dianwei.cn

UNLESS OTHERWISE SPECIFIED TOLERANCE			
ANG	TOL	DIM	TOL
.X	±3.0°	.X	±0.20
.XX	±2.0°	.XX	±0.10
.XXX	±1.0°	.XXX	±0.05



APPROVED

VERIFIED

DRAWING NO

8.05A0-P

DESIGN

CHEN

PART NAME:

0.5MM FFC/FPC SWING COVER CONNECTOR (H=1.8mm)
PACKAGE SPEC

PART NO.

8.05A0.***200

DATE

2022.01.20

UNITS

mm

SCALE

1:1

PAGE

1/1

REV

C

QP-04-33-B